


NAME _____

DATE _____


1. Listen to the assigned repertoire and transcribe it (neatly) below. Include the key signature, time signature, and chord symbols. Cross out any extra measures.

_____ (Title)



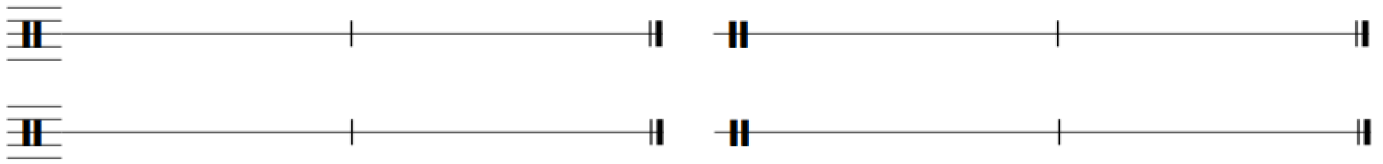
Four blank musical staves, each with a treble clef and divided into four measures. The staves are empty, intended for transcribing the assigned repertoire.

2. Copy the key signature, time signature, and chord symbols from #1 (above.) Write a simple bass line that fits the melody above (use chord roots.)




Four blank musical staves, each with a bass clef and divided into four measures. The staves are empty, intended for writing a simple bass line that fits the melody above.

3. Create four rhythm patterns that relate to the melody.



4. Create eight, 3-note tonal patterns (e.g., tonic, dominant, subdominant) that relate to the melody. Be sure to notate the key signature and chord symbol for each pattern.



5. Improvise a new melody to the harmonic rhythm of the song. Notate your improvised solo below. Be sure to include the key signature, time signature, and chord symbols in your score.

